

REFLECTION IDEAS – Summer - We can make a difference

This assembly explores the notion that we can all make a big difference by loving our neighbours as Jesus taught. The bible sketch is 'the feeding of the five thousand' - the only one of Jesus' miracles which is recorded in all four gospels: Matthew 14:13-21, Mark 6:31-44, Luke 9:12-17, and John 6:1-14. It tells how Jesus fed an enormous crowd with a boy's lunch of just five loaves and two fish.

Links

A short version of the Bible story of Jesus feeding the 5000: <https://youtu.be/S6rj9cAJrWE>

Please check if this is suitable for your group.

Reflections on the themes in the assembly

Long Spoon sketch

How did the two people eat their food?

What can we learn from this sketch?

What message might this story have for us?

Puppet and song - Superheroes

What makes someone a superhero? Discuss together with the children different kinds of superhero. Show images, and perhaps a clip from a film such as The Incredibles. Ask the children what kind of superpower they might want to have and why.

What would Jesus do?

Think about how Christians might follow the boy's example to 'make a difference' as in the feeding of the 5000 narrative. Christians believe that if we are willing, then God can help us to make a difference in the lives of others. Think about how Jesus has inspired people to found charities or help those in need.

Love

What does it mean to love others?

How can love make a difference to people?

Explore the concept of love using 1 Corinthians 13, verses 4-7. What exactly do we mean by 'love'? See *activities below*.

Inspire Prayer Space Activity – Love Your Neighbour

Equipment

Heart-shaped pieces of paper

Pens/pencils

Description

In the Bible, Jesus says that everyone is my neighbour, not just the people who live near me, and not just my friends. People I don't know, even people I don't like, are my neighbours too. And Jesus says that we should all love our neighbours like we love ourselves.

Instructions

Think of someone... in your class, or your street, or your town. How could you show love to them? What could you *do* to show love to them? If you want to, write or draw a kind thought or prayer for them onto a heart. You could stick them altogether to create an amazing display!

See below for activity sheet


Adapted from a Prayer Spaces in Schools resource

inspire
prayer spaces



What's for Lunch?

Read the story of the boy who gave his lunch away that's found in John 6. Then make a picture of that lunch by coloring the Y spaces yellow and the B spaces brown. You may color the leftover spaces with your favorite color.



Who is my neighbour - code cracker

Jesus taught that we should love our neighbour – and that our neighbour is anyone in the world who needs our help. Use the code to work out the names of ten countries – the first letters spell out the word “neighbours”. You may not have heard of all of the countries, but perhaps you can ask your teacher to help you to find them on a map or globe.

1	2	3	4	5	6	7	8	9	10	11
o	z	f	p	r	e	w	k	c	b	i
12	13	14	15	16	17	18	19	20	21	22
m	a	d	y	l	s	g	u	h	t	n


22	6	7		2	6	13	16	13	22	14
6	21	20	11	1	4	11	13			
11	22	14	11	13						
18	19	13	21	6	12	13	16	13		
20	19	22	18	13	5	15				
10	5	13	2	11	16					
1	12	13	22							
19	8									
5	7	13	22	14	13					
17	6	15	9	20	6	16	16	6	17	


Love is like this

You can create this wheel to help you remember what love is like. In the Bible, 1 Corinthians chapter 13 verses 4-7 lists attributes of love, and these are printed on the second circle. Alternatively you could blank out the words and think of some things to write about what love is like in each section.

Print the two circles on card and cut them out carefully. Colour in the circles however you would like to and add words if you want. A split pin can then be used to attach the two circles together.

If you have them you could use two paper plates and print the circles on paper, colour them and glue them in place.





© Crafting The Word Of God

We can make a difference

M.A.D. – create ‘make a difference’ groups – think of ideas that could make a difference in your home, school, and community. Ideas such as: helping with cooking, cleaning and tidying at home; being helpful in class, tidying up when asked; fundraising for a charity, writing to local care home residents or organising to sing for them; small personal things like smiling at someone, saying a kind word, spending time with someone on their own.

The recent Sir David Attenborough programme, Wild Isles, challenges us to look at how we can make a difference in our environment: www.saveourwildisles.org.uk/schools

Remember, the Bible says: Love is patient, love is kind. It does not envy, it does not boast, it is not proud. It does not dishonour others, it is not self-seeking, it is not easily angered, it keeps no record of wrongs. Love does not delight in evil but rejoices with the truth. It always protects, always trusts, always hopes, always perseveres. *1 Corinthians 13:4-7*