

REFLECTION IDEAS – Easter - Forgiveness and saying sorry Matthew chapter 27 verses 57 – chapter 28 verses 1- 15

Easter is the most important time of year for Christians. It is when we remember how Jesus died on the cross on what is known as Good Friday and then God raised him back to life again on Easter Sunday. This assembly explores the resurrection and the Christian belief that Jesus died and rose again so that we can be forgiven for all the wrong things we think, say and do if we are truly sorry. It also emphasises that we all need to say sorry when we get things wrong and forgive others and that this is what Jesus taught.

Reflection

What does the word forgiveness mean? How do we feel when we forgive others?

(you might like to compare the idea of forgiveness with mending a relationship – and how it is different from mending a broken object with glue or tape).

How do we feel when we have said sorry for something?

Think about symbols

We use a lot of symbols nowadays – particularly emojis to express emotions.

Think about the symbols that are used at Easter. Which ones are to do with the Easter story?

In the GenR8 opening sketch a range of different symbols and objects associated with Easter were used - daffodils, eggs, chicks, chocolate, hot cross buns. Ask the children what they might symbolise? Ask them to see if they can link them to what they know already of the Easter story. Are there any which don't link with the story? Why do they think they have become popular symbols?

<https://request.org.uk/restart/2016/03/17/easter-eggs/>

Links

https://youtu.be/H_MSE1ipwmU Tomato says sorry - a story to help think about saying sorry

<https://youtu.be/SfKC3sZFLQU> A cartoon version of the Easter story

<https://www.bbc.co.uk/cbeebies/stories/lets-celebrate-easterperformance> A sand-art explanation of the event of Easter

<https://request.org.uk/wp-content/uploads/sites/3/2017/06/Bible-Quest-18-The-Passion-Part-2.mp4>

Another re-telling of the Easter story with an explanation about what it means to Christians

Please check if these are suitable for your group.

Inspire Prayer Space Activity – Saying Sorry

Equipment

paper (scrap paper is best!)

pencils

bin

Description

Many of the parables Jesus told encouraged those listening to look at their behaviour, reflect on their actions and change their ways.


Often saying sorry - asking for forgiveness and a new start - is needed. Christians believe that when we say sorry to God and we truly mean it, we are forgiven!

Instructions

Think carefully about your own actions. Is there anything you need to say sorry for?

If you would like to, write or draw something you want to say sorry for on a piece of paper. Now screw it up and throw it in the bin. God forgives you.

inspire
prayer spaces



See below for activity ideas


Adapted from a Prayer Spaces in Schools resource

We are Sorry

In the assembly presentation the team used a cross with the words FORGIVE and SORRY to make a cross.

The reflection reminded us that we all get things wrong and sometimes need to say sorry and ask for forgiveness from others, and from God if we choose to. The things mentioned that we might need to say sorry for were:

- For the times we have got angry with other people.
- For the times we have blamed others when we have done wrong too.
- For the times we have been selfish and not shared.
- For the times we have said things which have hurt other people.
- For the times we have chosen not to help people in need.



Think about other things that people might need to say sorry for. You might like to think of some actions for these wrong things and use the sign for sorry to recreate your own visual reflection like the team. The BSL sign is here.

[Sorry in British Sign Language \(BSL\)](#)



Make an Easter garden

For your own garden you will need:

- A tray
- Soil
- Grass seeds or moss
- Small stones
- A large stone
- A piece of small white cloth
- A small flower pot
- 6 sticks to make into 3 crosses
- String



1. Place your flower pot on its side on the tray (this will be tomb) and cover half the tray (including over the side of the flower pot) with soil, this will make a hill side. On the other half put your small stones.
2. If you are doing this with over week before Easter you could always plant some grass seeds in the soil and watch them grow. Alternatively find some moss to cover the soil area. You could add some pansies to add some colour to our garden.
3. Use the sticks to make three crosses and secure them with bits of string. Place them into the top of the 'hill'.
4. Finally with the piece of white cloth, fold it up and put it in the tomb and place the large stone in front of the entrance to the tomb. This could be used to tell the Easter narrative with the stone rolled away to reveal the folded cloth; God had raised Jesus to life again.

Or

Plant seeds and talk about the fact that they have to be buried before they can bring new life as they grow. Over the coming weeks, watch them grow, illustrating the miracle of new life.

Easter – Anagrams Puzzle

Solve the anagrams (in capitals) to make words from the events of Good Friday and Easter Sunday in the Bible. Write the words in the spaces provided – the highlighted squares will show what Christians believe happened to Jesus when he came back to life.

The Romans put Jesus on a **SORCS** to die

Jesus came back to **FILE** on Easter Sunday and appeared to many people

The **YSK** turned black when Jesus died

The Roman **INTCNEOUR** watched Jesus on the cross

Jesus was arrested in the **RAGEND** of Gethsemane when Judas betrayed him

When Jesus was on the cross he asked one of his friends to take care of his **TEMOHR**

Roman **LIDROSES** were told to guard the tomb with Jesus body in it.


After he rose again, Jesus appeared to his **CLIPSIDES** and many other people

When Jesus died his body was laid in a **BOTM** cut into the rock

The Roman Governor, Pontius **EPTAIL**, ordered Jesus to be crucified

Christians believe that Jesus is the Son of **OGD**

A large **NOTES** was put in the entrance of the tomb to stop Jesus' body being stolen



He is risen colouring page

