

## REFLECTION IDEAS

### Trust – Looking after Moses

#### Exodus chapter 1 verse 8 to chapter 2 verse 10

This GenR8 Connect looks at the story of how Moses was saved as a baby because of the love and trust of his mother and his sister, Miriam. Pharaoh said that all the baby boys born to Hebrew women should be thrown into the Nile. Technically that is just what Moses' mother and sister did – they just made sure he was safely wrapped up in a basket first! They both trusted God that he would be safe when they put him in the basket at the edge of the river Nile. When the baby was found by the princess, Miriam was brave and went to speak to the princess, trusting in God. Because of their faith and trust the baby went back to live with his own family before being adopted by the princess when he was older.

### Reflection

Christians believe that God is someone who never leaves us or lets us down and that we can put our trust in Him. Psalm 56 v 3 (ESV) says 'When I am afraid, I put my trust in you'. Christians believe that we can always turn to God at any time by praying.

- Why do you think trust is important in relationships?
- What does it mean to trust a friend?
- Can you think of times when you were afraid or worried and turned to someone you trusted for advice or help?
- Can you be a person that others trust and turn to for help?

### Story Link

A short cartoon version of the story of baby Moses can be found here – please check to see if it suitable for your group: <https://youtu.be/vf-4x4iefQE>

### Inspire Prayer Space Activity – Held Safe


**inspire**  
prayer spaces

#### Description

- Miriam and her mother trusted God that he would keep baby Moses safe, even though this looked impossible.
- This activity encourages children to imagine themselves being held safely when things get difficult, like Moses was held safely in the basket on the river.

#### Instructions

- Christians believe that God holds us safely in his hands, like Moses was held safely in the basket, and that we can trust God that he keeps holding us even when things get hard.
- Who or what holds you safely when life gets difficult? What makes you feel safe and secure? Who do you trust?
- Hold your hands out to make a cupped shape, a bit like a boat. Sit still and look at your hands and imagine yourself being held safely inside.
- Think about those difficult times in your life. Think about those who you trust and have made you feel safe and secure.




Adapted from a Prayer Spaces in Schools resource


See below for activity sheet

## Looking after Moses - Story Wheel

1. Print out the circles on thin card.
2. Cut out the circles and the window.
3. Colour in the pictures.
4. Put the circle with the window on top of the other and join them with a split pin through the cross in the middle.
5. Use the story wheel to tell the story of Miriam and her mother trusting God to look after baby Moses. Hold the front wheel still and turn the back wheel anticlockwise to reveal the characters.



Illustrated by Richard Gunther



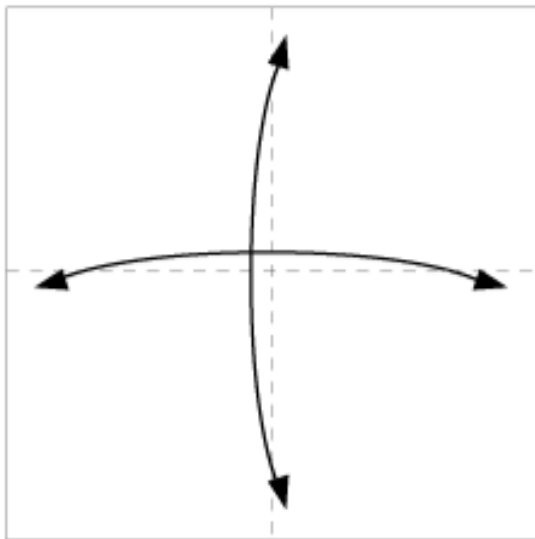
# God Protected Baby Moses: Spot the Differences

Compare the picture on the top with the picture on bottom. Circle the 13 things that are different.

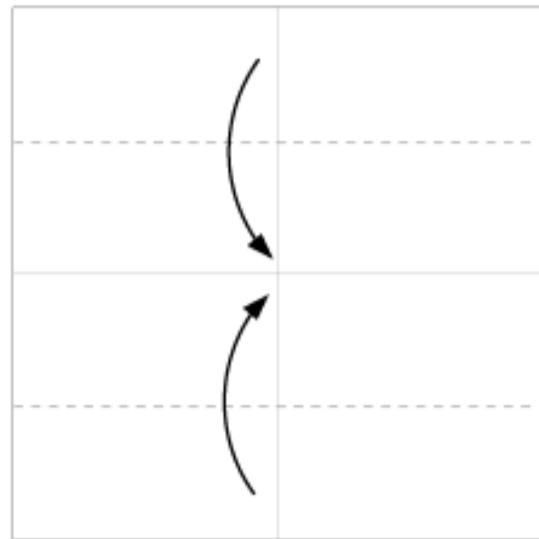


## Make an origami boat for baby Moses


There are lots of videos on YouTube to help you make a boat e.g. [www.youtube.com/watch?v=6X7g5RWSEq4](http://www.youtube.com/watch?v=6X7g5RWSEq4)



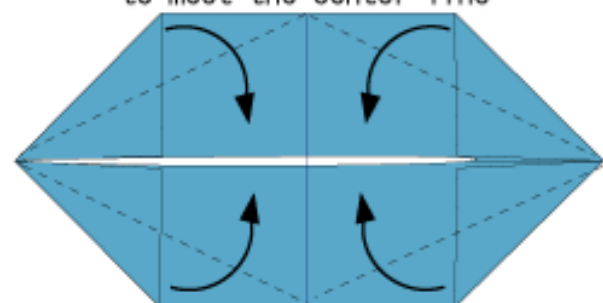
**1** Fold in the dotted lines to make crease and fold back



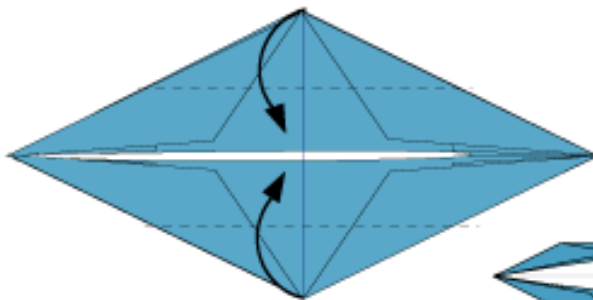
**2** Fold in the dotted lines to meet the center line



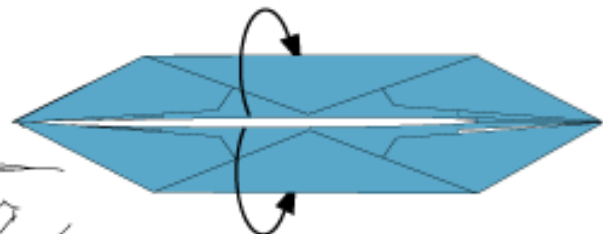
**3** Fold in the dotted lines




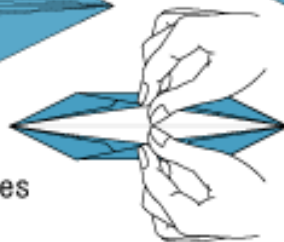
**4** Fold in the dotted lines



**5** Fold in the dotted lines



**6** Open the pocket and turn inside out



**7** Finished

# A Boat

\*Traditional  
Diagram: Fumiaki Shingu